



District Report Card: 2017


State: Jharkhand	District: Pashchimi Singhbhum
Class: 5	Subject: Language
Schools: 61	Students: 1025


Participation/Coverage


Students

<div>GENDER</div> <div></div>	Boys		Girls	
	Number	%	Number	%
	491	47.90	534	52.10

<div>AREA</div> <div></div>	Rural		Urban	
	Number	%	Number	%
	983	95.90	42	4.10

<div>CATEGORY</div> <div></div>	SC		ST		OBC		GEN	
	Number	%	Number	%	Number	%	Number	%
	48	4.68	717	69.95	260	25.37	0	0.00

<div>CWSN</div> <div></div>	LD	VI	HI	S&LD	ID	Oth
	1	1	1	1	0	14

<div>Management</div> <div></div>	Government		Government-aided	
	Number	%	Number	%
	995	97.07	30	2.93

Average Performance of Students in Language (%)

Overall	Gender		Area		Management		Social Group			
	Male	Female	Rural	Urban	Govt.	Aided	SC	ST	OBC	GEN
65.84	63.90	67.63	65.19	80.95	65.19	87.33	71.94	63.16	72.10	0.00

Performance on Learning Outcomes (LOs)

Learning Outcomes	Description	Average Performance(%)
L504	Reads and comprehends independently storybooks, news items/ headlines, advertisements etc.	58.03
L508	Reads text with comprehension, locates details and sequence of events	69.75

Range of Performance of Students who Answered Correctly							
Below 30%		30% - 50%		50% - 75%		Above 75%	
Number	%	Number	%	Number	%	Number	%
71	6.93	160	15.61	431	42.05	363	35.41

Lowest Performing Learning Outcomes (LOs)

- 1 - Reads and comprehends independently storybooks, news items/ headlines, advertisements etc. (58.03)
- 2 - Reads text with comprehension, locates details and sequence of events (69.75)